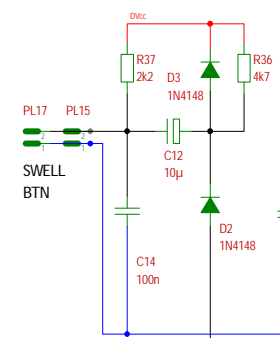
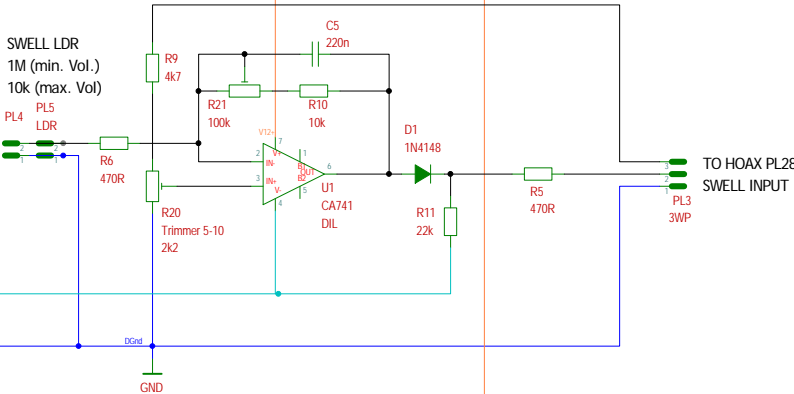


SLOW/FAST SWELL PED BTN

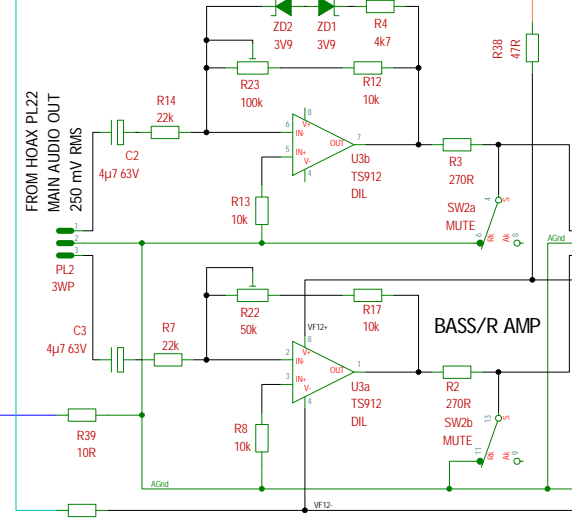


LDR SWELL I/F

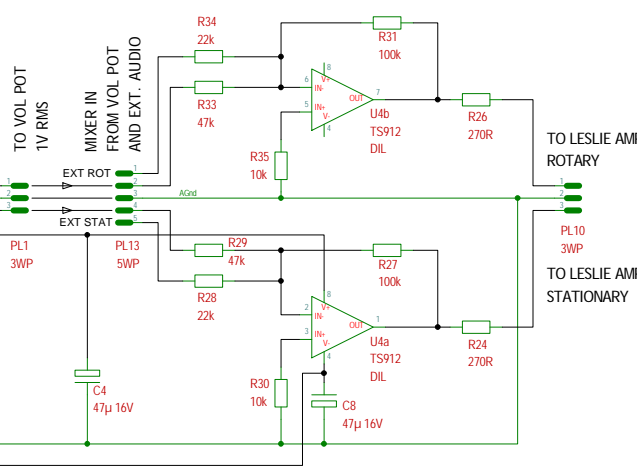


HOAX LDR Swell and Leslie I/F Board
#1.3 (cm)
Changes from 1.2:
OpAmp type, input impedance

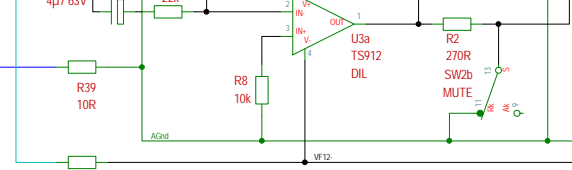
MAIN ORGAN/LEFT AMP



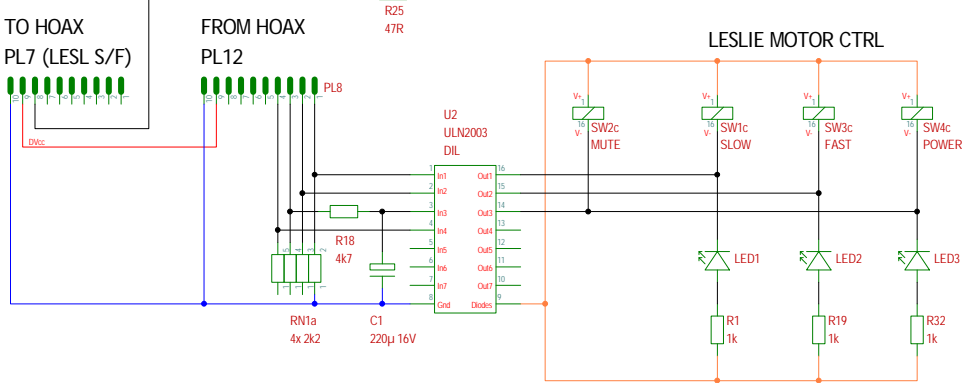
AUX MIXER 5X AMP



BASS/R AMP

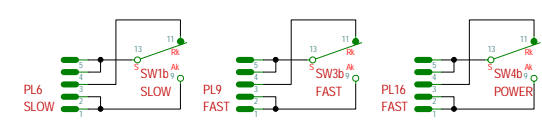


LESLIE MOTOR CTRL



Connection to 147 Leslie 6-pin
PL6-1 to Leslie pin 4 (117/230V phase!)
PL6-5 to Leslie pin 5 (tremolo relay 117/230V!)
additional power relay recommended if 230V HV
Bridge pin 2 to pin 3 of Leslie 6-pin connector
PL10-1 to Leslie pin 6 (Audio)
PL10-2 to Leslie pin 1 (Gnd)
Set HOAX JP6 to MONO

Connection to 9 pin Leslie
PL12-1 to Leslie pin 7 (slow)
PL12-2 to Leslie pin 6 (fast)
PL12-3 not connected
PL12-4 to Leslie pin 1 (Gnd)
PL10-1 to Leslie pin 2 (audio)
PL10-2 to Leslie pin 1 (Gnd)
Set HOAX JP6 to MONO



LESLIE 715/760 CTRL

